



SUMMER



SANT NISCHAL SINGH PUBLIC SCHOOL, YAMUNA NAGAR



HOLIDAYS HOMEWORK CLASS V

Dear Enthusiastic Nischalites !

WOW! Summer Break is here!!!

Let's cheer for the 3R's- Rejuvenation, Relaxation and Rebonding


Let's Practice the 3P's-Practice, Polish and Perfect our Concepts

As the summer sun beckons and vacations begin, we want to ensure that the learning journey continues beyond the classroom. Here's your passport to an enriching and enjoyable break: **your summer vacation homework!** Discovered, explored, and created with a blend of fun and learning. From reading adventures to mathematical explorations, and creative projects, there's something for every explorer. Let your imagination take flight as you delve into the exciting activities designed to spark curiosity and foster creativity. Unleash your inner scientist, artist, or historian the possibilities are endless!

Remember, learning knows no boundaries. So, whether you're travelling to far - off lands or exploring the wonders of your own backyard, carry your curiosity with you and let it guide your summer adventures.

Your holidays homework is designed to spark your imagination and foster innovation, while also helping you revise for the upcoming term and bridge any learning gaps from the previous years.

Take a breath, have fun, and return refreshed and be ready to conquer the world





Dear Supportive Parent

Let's make these holidays special, gear up and utilize your time in the best possible manner. Go ahead with some unique fun activities with your kids.

1) **Health, Hygiene & Morning Grace-** "A healthy mind resides in a healthy body." You and your little one can spend some quality time in outdoor activities to keep yourself fit and healthy. Encourage your child to take care of personal hygiene. Encourage him/her to wish all elders in the morning.

2) **Verbal Proficiency Enhancement-** It's the perfect time to enhance your kiddos' speaking skills and vocabulary by conversing in English with their families and siblings.

3) **Social and Emotional Connections** -Share your own childhood experiences, create a safe and trusting environment and encourage open communication.

4)- **Family Time and Pursue a Hobby-** Utilize this golden period with rekindle family ties and make the most of your time together. Help your child utilize time in doing things they always wanted to do like playing any musical instrument, painting, singing etc.

5) **Read Widely, Think Deeply-** Reading is essential for those who seek to rise above the ordinary. Encourage your child for reading purposeful books and newspaper. Discuss about the latest happenings around the world with your little one.

6) **Promote Life Skills-**Make your child more independent, by teaching him/her various activities like: buttoning shirt, tying shoe laces, packing school bag, keeping belongings back in place, laying the table for dinner, arranging shoes in the shoe rack, filling the water bottles, switching off lights and fans when not in use.

7) **Eco Friendly Practices-** Plant a sapling on your Birthdays and Anniversaries. Plan an Eco Friendly birthday this year. Distribute some gifts to the needy.



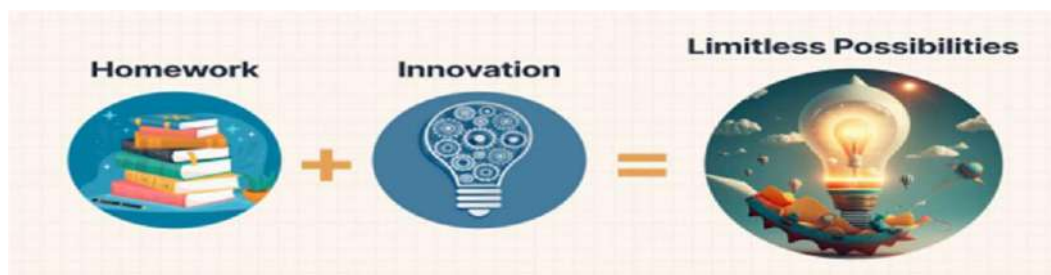
The objective of holidays homework is to empower our students to work independently and enhance their academic abilities.

Please take note:

- Prepare a systematic timetable and follow it religiously from the very first day.
- Allow them to complete their homework on their own under your guidance.
- Neatness and presentation are common parameters for most of the activities assigned. Please maintain the quality of work done.
- Encourage your child to devote some time each day to writing one page of English and Hindi in a separate notebook to enhance their handwriting skills.
- Revise all the work done in the class till date.

Assemble Your Masterpiece

Remember to capture the moments while engaging in given activities and paste the corresponding pictures in a portfolio folder with your name and pic on it to showcase your creativity.



We wish you all a very rejuvenating vacation!

Enjoy, Enrich and Empower!!!

Days to Remember

World Environment Day

5 June

Creating DIY bird feeders is a great way to teach kids about wildlife and the importance of feeding and protecting birds. Use recycled materials like plastic bottles, milk cartons, or pine cones. Fill them with birdseed and hang them in your garden or balcony. This **Eco-Friendly Environment** activity promotes creativity and helps kids connect with nature.



FATHER'S DAY

15th June

FATHER- A son's first HERO, a daughter's first LOVE!

Celebrate a memorable Father's Day by showing your dad how cherished he is! Spend quality time together, express gratitude, and share your love with a warm hug. As an extra special touch, craft a personalized keychain using paint chips, washi tape, and a key ring. Select his favourite colours or his beloved sports team to make it unique. Each time he reaches for his keys, it'll serve as a sweet reminder of your love and thoughtfulness.



NATIONAL READING DAY

19 JUNE

NATIONAL READING DAY



19th June is celebrated as National Reading Day in India to honour the Keralite teacher, P.N. Panicker

PRETEND LIKE A NEWSREADER AND READ AN INTERESTING PIECE OF NEWS FROM THE NEWSPAPER. SHARE THE VIDEO OF THE SAME TO YOUR CLASS INCHARGE.


INTERNATIONAL YOGA DAY

21 JUNE

YOGA SE HI HOGA



myteachingcupboard.com



Practice 'SURYA NAMASKAR' Asanas with your family members. Click your pictures and make a collage. File up the collage in the above mentioned folder.

Follow the given link:-

https://youtube.com/shorts/0b_vVvBSJkg?si=HUWs6CmSBSghGQA2

<https://youtube.com/shorts/9P86sGWPAfM?si=6w41-WtSBwcHhQo9>

LIFE SKILL ACTIVITIES (Class 5)


Vacations not only give you a chance to relax and bond with your kids, but they also provide an opportunity for your children to learn valuable life skills and lessons that will serve them well for years to come.

Here are few suggested activities which may be already in practice with many, however we could use this time to re-emphasize the values and skills of greater significance in life.

WEEK - 1

NATURE WALK	NURTURE INDEPENDENCE	MY DREAM CITY (MAP & DRAWING ACTIVITY)	PERIMETER OF MY SPACE	GET IDIOMATIC
Gardening is a great life skill to nurture from a young age. Visit a botanical garden or a nursery near your house. Take pics of different types of plants and make a presentable collage.	Ask your child to make their bed. Also, you can teach them to make their own milk and breakfast or clear their cupboards.	Design your own "Dream City." Include important places like a school, hospital, park, bank, roads, and houses.	Measure the perimeter of 3 objects at home, like a book, a phone, or even your door mat. Use a string or a measuring tape and record your results on A4 sheet in tabular form. Compare your findings to know which object has the largest perimeter?	Create a list of idioms on a separate sheet with their meanings to enhance your language speaking skills Example: on cloud nine means.....extremely happy* Explore, learn, and express yourself with idioms!

WEEK 2

VALUE ABACUS	HEALTH MONITORING	BE A YOUNG HISTORIAN	MY LEARNING WALL	हिंदी शब्द-खोज
 <p>Design the Value Abacus on A4 sheet as shown above. Evaluate your personality as per the given human values.</p>	<p>Measure pulse rate of your family members. Learn Where to Find a Pulse Wrist (radial artery) – Place two fingers below the thumb.</p> <p>Use a stopwatch or a clock with a second hand. Count the beats for 15, 30, or 60 seconds. Make a record in Science practical file.</p>	<p>Get ready for an exciting adventure! By going to a nearby historical place where stories of the past come to life. You'll see ancient buildings, discover how people lived long ago.</p> <p>This trip will be fun and full of learning! Enjoy every moment like a little explorer.</p>	<p>Create an educational display based on your syllabus to adorn your classroom. Choose a topic/subject and design an engaging visual showcase to enhance learning and spark curiosity.</p> <p>Get creative and make it informative!</p>	<p>इस गतिविधि में, आप समाचार पत्र पढ़कर संज्ञा, सर्वनाम, विशेषण और क्रिया शब्दों को पहचानेंगे और रेखांकित करेंगे। यह आपकी शब्दावली और व्याकरण कौशल को मजबूत बनाने में मदद करेगा।</p>

WEEK 3

SCIENCE IN THE KITCHEN	STATE SPOTLIGHT	TIME MANAGEMENT	EVENT MANAGEMENT	VALUE HANGING
List 5 physical changes and 5 chemical changes that happen in the kitchen (eg. melting butter, boiling water, baking a cake).	Choose one Indian state and research its: Capital Traditional dress Famous food Festival Tourist places Make a collage on A4 size sheet.	Scenario: You have a daily routine that includes school, homework, playtime, and chores. Task: Create a weekly timetable allocating specific time slots for each activity. Ensure the total time does not exceed 24 hours. Calculate the total time spent on each activity.	Plan a picnic extravaganza! Pack yummy treats, games, and fun! Choose a nearby park and invite friends. Make memories, enjoy nature and have a blast! Pen down your experience on A4 ruled sheet .	Make a wall hanging of any shape showing classroom rules. On each part, write any one rule briefly. Make beautiful hanging and add illustrations to make it eye catchy.

WEEK 4

SAFETY AWARENESS	ANGLE DETECTIVES	HELLO TRAVELLER	ਨਿਊਜ਼ ਰਿਪੋਰਟਰ	BE SMART-BE SAFE SAY NO TO CYBER CRIME
Learn and maintain a record of various safety rules to be followed to avoid fire at home, make a presentable collage.	Unleash your inner detective! Search for angles in your home and measure them using a protractor. Record your findings on A4 sheets with the picture and create a gallery of angles. Share your discoveries with your family! What angles did you find?	Create a questionnaire on an A4 sheet for a foreign traveller whom you came across to practice your English speaking skills! Ask questions like: "What brought you to our country?" or "What's your favourite experience so far?"	ਨਿਊਜ਼ ਰਿਪੋਰਟਰ ਦੀ ਤਰ੍ਹਾਂ ਵਰਤਾਓ ਕਰਕੇ ਕਿਸੇ ਸਕੂਲ, ਤਿਉਹਾਰ, ਪਿੰਡ, ਮੇਲੇ ਜਾਂ ਮੌਸਮ ਬਾਰੇ ਪੰਜਾਬੀ ਵਿੱਚ ਜਾਣਕਾਰੀ ਦਿਓ। ਅਤੇ ਇਸ ਸਾਰੀ ਰਿਪੋਰਟਿੰਗ ਦੀ ਇੱਕ ਦੇ ਮਿਨਟ ਦੀ ਵੀਡੀਓ ਬਣਾਓ।	Create a PowerPoint presentation of atleast 5 slides on the topic 'Cyber Crime'. Submit the hard copy.

VIRTUAL TOUR



Let's take you all on a virtual tour to the 'NATIONAL SCIENCE MUSEUM' in New Delhi. Click on the link to start the tour:-

<https://youtu.be/LIgbUScLIIDA>

After this Virtual tour write a summary about it.

(A4 RULED SHEET)

